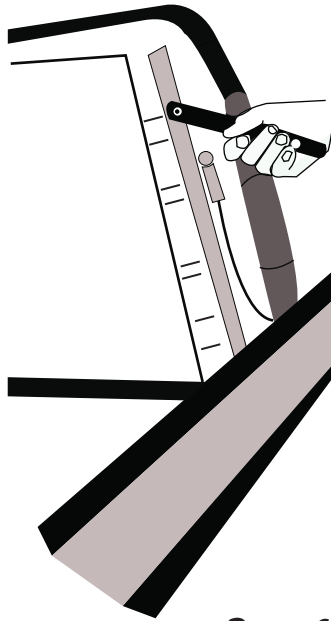




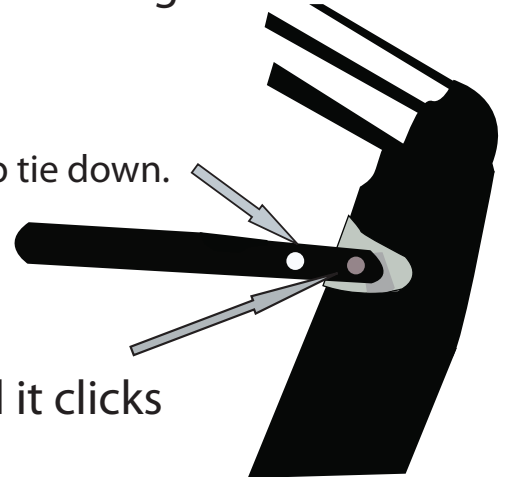
TAILGATE SUPPORT BAR INSTRUCTIONS



1. Open the Tailgate fully.

2. Set Bar over Tailgate latching Pin.

Additional hole for bike strap tie down.



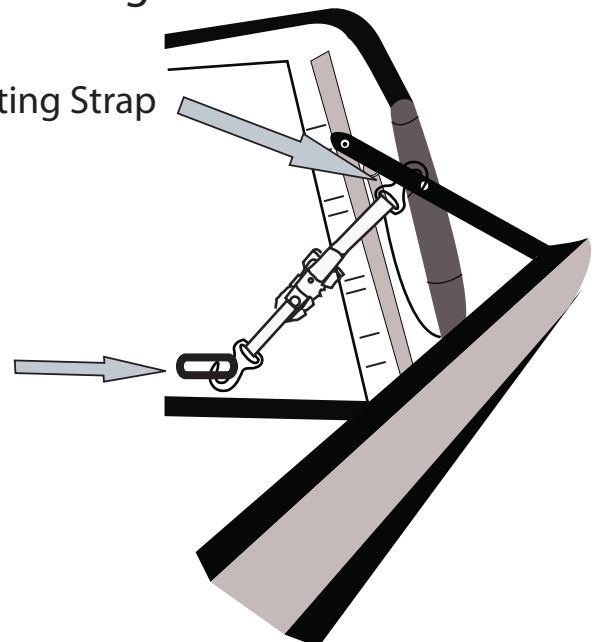
3. Lift tailgate to set the bar until it clicks into the latching system.

4. Repeat step 3 for the other side.

5. To Release, just lift the Tailgate Handle Carefully while holding on to the tailgate, then slowly lower the tailgate.

Secure with Ratcheting Strap to support bar.

Secure to truck bed tie down.
Secure on both sides.



dgm tailgatesupport.com